

21

3rd Floor

Want to touch a first edition of Charles Darwin's *On the Origin of Species*? The **Department of Special Collections** holds the Library's rare, valuable, and unique items, ranging from books and serials to audio-visual materials. Don't forget to check out the exhibit area in Special Collections.

The **California Ethnic & Multicultural Archive** documents the lives and activities of African Americans, Asian/Pacific Americans, Chicanos/Latinos and Native Americans in California.

What about getting a job at the Library? Drop by the student **Human Resources** office to fill out an application. It's down the hall from the Library's administrative offices.



3rd Floor - Davidson Library

22

4th Floor

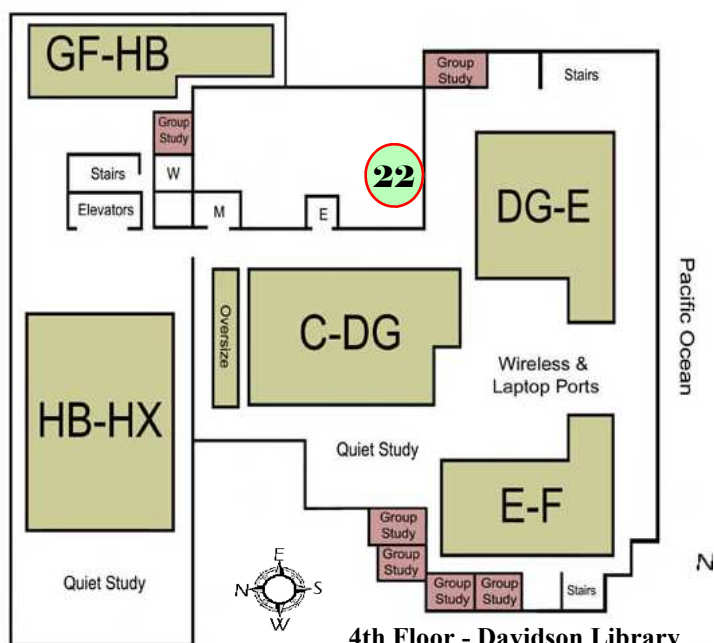
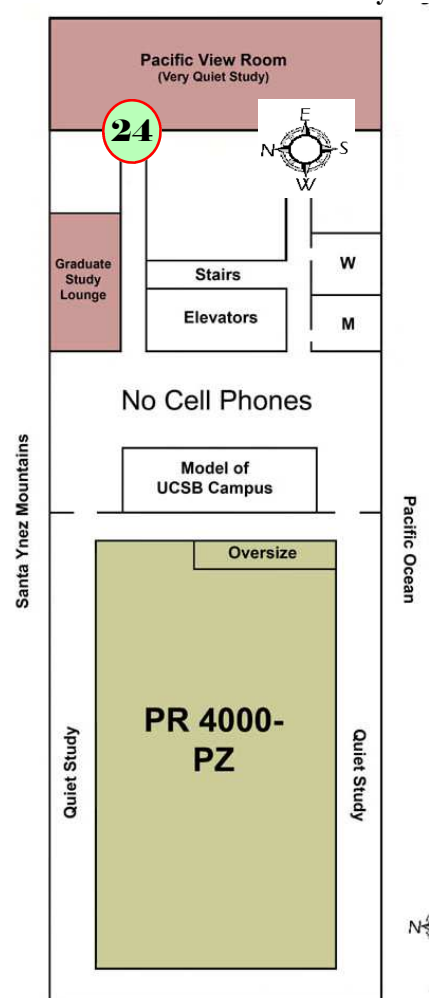
This floor is a great place to study or relax with the best Wi-Fi connection, patio seats, high ceilings, and small group study rooms.

23

5th Floor: East Asian Library

Filled with materials in Japanese, Chinese, and Korean, with coverage of all aspects of East Asian studies. The collection includes literature, government and politics, economic and social conditions, religions, and much more! There's a beautiful view from their Periodicals room.

8th Floor - Davidson Library



4th Floor - Davidson Library

24

8th Floor: Pacific View Room & the Graduate Study Lounge

The Pacific View Room and the Graduate Study Lounge are very quiet study areas with nice views of the ocean and mountains.

Group study rooms are on the 1st, 2nd, 4th, 6th and 7th floors.

Keys for the graduate study rooms on the 2nd and 8th floors may be checked out for the day by showing your grad student ID to the staff at the Circulation Desk. A map of *Study Spaces in the UCSB Library* can be found at all Library service desks and at www.library.ucsb.edu/services/studyrooms.pdf.

25

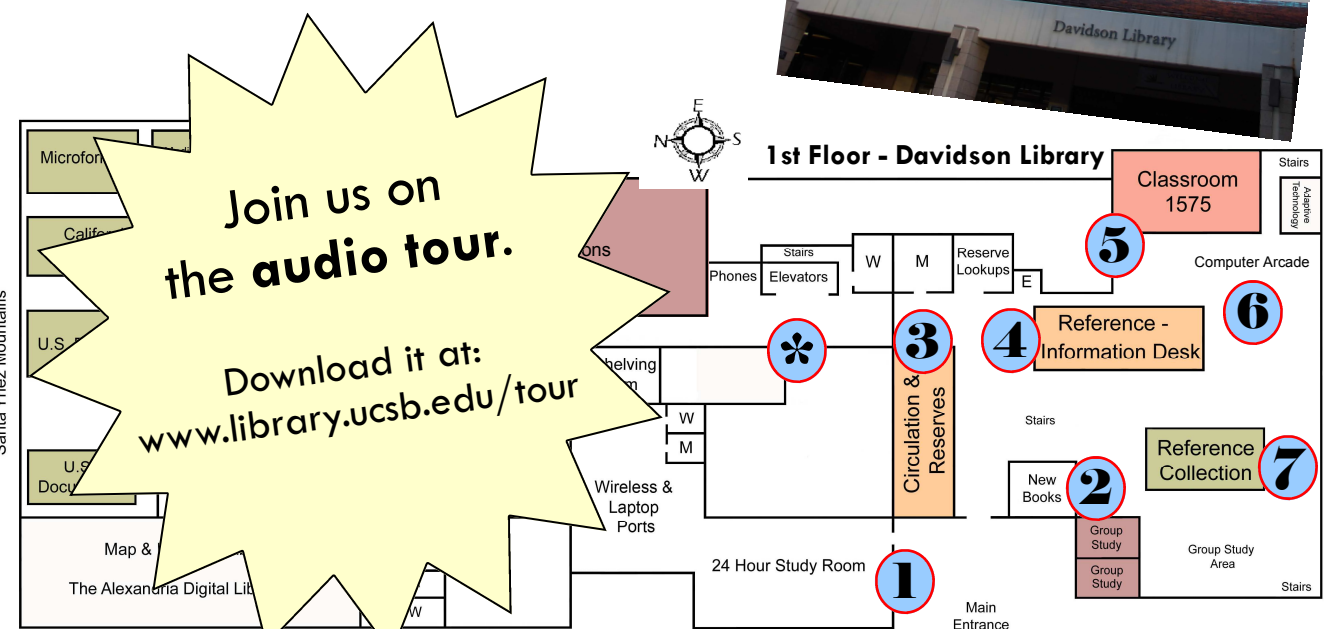
Check out the Arts Library!

Are you looking for info on an artist or on the tools and techniques of her art? Do you need to find a sound recording or a music score? The Arts Library is the place for you. The Arts Library is in the Music Building, across from Storke Tower.

Tour the UC Santa Barbara Library

The UC Santa Barbara Library is a great place to browse and check out books, a quiet place for students to study, collaborate and work with each other, type up papers and homework assignments, receive research help from Librarians, surf the great wireless Internet connection, and take a nap or catch up with friends.

Come in and spend some time with us- you'll find lots of useful resources and people to help you make your next research project easy and successful.



1

24-Hour Study Room

For those early birds or night owls, the library has a **24-hour Study Room**, just outside the main front entrance.

2

New Books Area

Brand spankin' new books just waitin' to be opened for the first time are kept just inside the front door. Come browse, sit back, and enjoy!

3

Circulation & Reserves Desk

Are you ready to check a book out? Take it to the friendly folks at the **Circulation & Reserves desk**. You can also ask them about reserve materials - books and readers that your instructor has set aside for the entire class to read.

Avoid lines and check the books out yourself using the funky looking self-check out machine located by the desk.

4

Reference & Information Desk

You can find answers to all of life's knotty little questions, *plus* library research help at the **Reference and Information desk**. Come talk to a librarian if you need help with finding books, journal articles, statistics, or other sources of information. They are here for you!

5

Classroom 1575

Most library classes meet here. Come join us!

6

Computer Arcade

For research, writing ... or checking Facebook.

7

Reference Collection

Reference books provide useful background info. Use them when you begin your research.

*

Next Stop: Main Hallway

See you at the beginning of the long hallway!

8 Copy Services

Did the copier eat up your card? Is the printer out of paper? Do you have questions about the printers or copiers located throughout the Library? Chat with the folks in this office.

9 Group Commons

From poetry readings to UCSB Reads discussions, this room is used for some of the many special events at the library.

10 Reshelving Room

Dude, where's my book? The Reshelving Room holds books waiting to be reshelved. Look here to if the book you want isn't where it's supposed to be.

11 InterLibrary Loan (ILL)

Borrow a book from UCLA, Berkeley, or any of the UC campuses. If you have questions, drop by this office and borrow away! The service is free to students, faculty, and staff.

12 Curriculum Lab

Peruse the K-12 textbooks and see if you are smarter than a 5th grader. The Curriculum Lab has books and other materials for aspiring K-12 teachers, including curriculum guides, activity books, AV materials and puppets.

And at the back of the Curriculum Lab, you will find Library classroom 1414C.



Anytime you can't find a book, go to the **Re-Shelving Room** (on left).

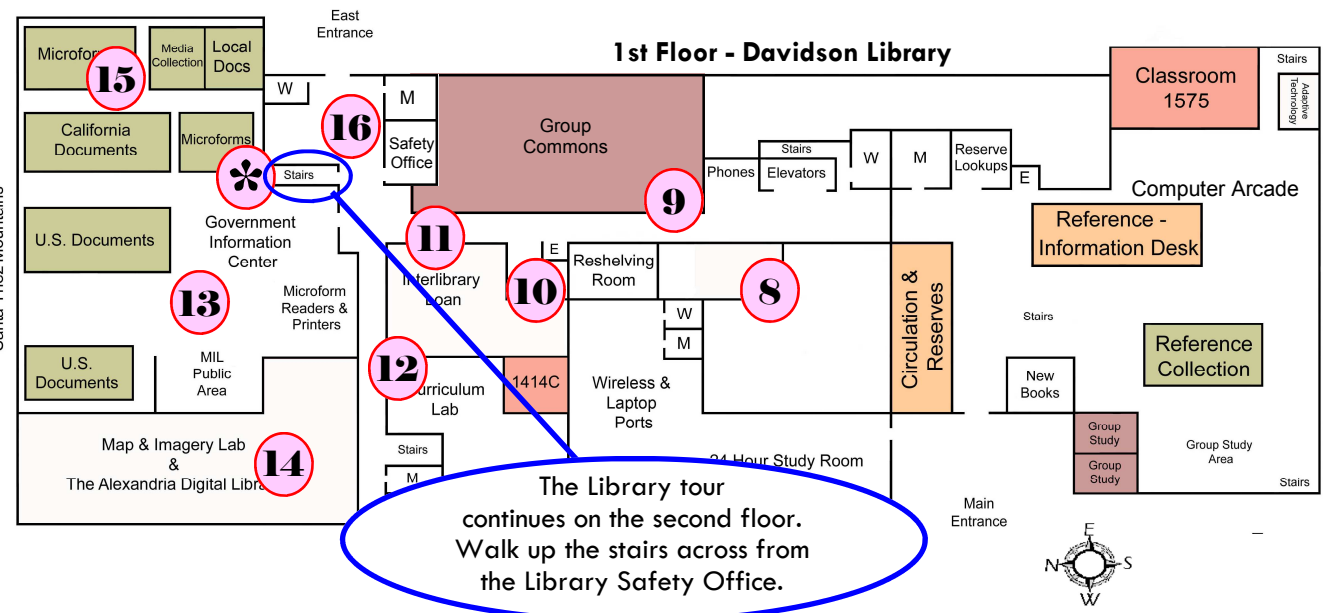
When you find a book you want, take it to the **Circulation and Reserves Desk** (below).

13 Government Information Center (GIC)

The Government Information Center is a repository for documents published by the Federal, California State and local governments.

You will find scanners, printers and microform readers in the GIC as well.

Avoid long checkout lines by using the **self-check out machine** right outside of the GIC.



14 Map and Imagery Lab (MIL)

The MIL houses more than 5.6 million maps, gazetteers, atlases, satellite images and aerial photos. Discover your place in the world.

15 Media Collection

The Media Collection - videos, DVDs ... fun stuff like that - is shelved in the back corner of the GIC. You can make any night a movie night!

16 Safety Office

Have you lost your keys? Can't find your phone? Forgot your textbook? **Lost and found** items can be claimed at the Library Safety Offices.

*** Next Stop: 2nd floor**

Take the stairs across from the Safety Office up to the second floor.

If stairs aren't for you, look for the elevators just down the hall. The first one's on your right, next to the water fountain.

17 Very Quiet Study Room

Do you work best in places that are very, very quiet? This may be the place for you! In this room, there is no talking and people can't even use their laptops. It's that quiet.

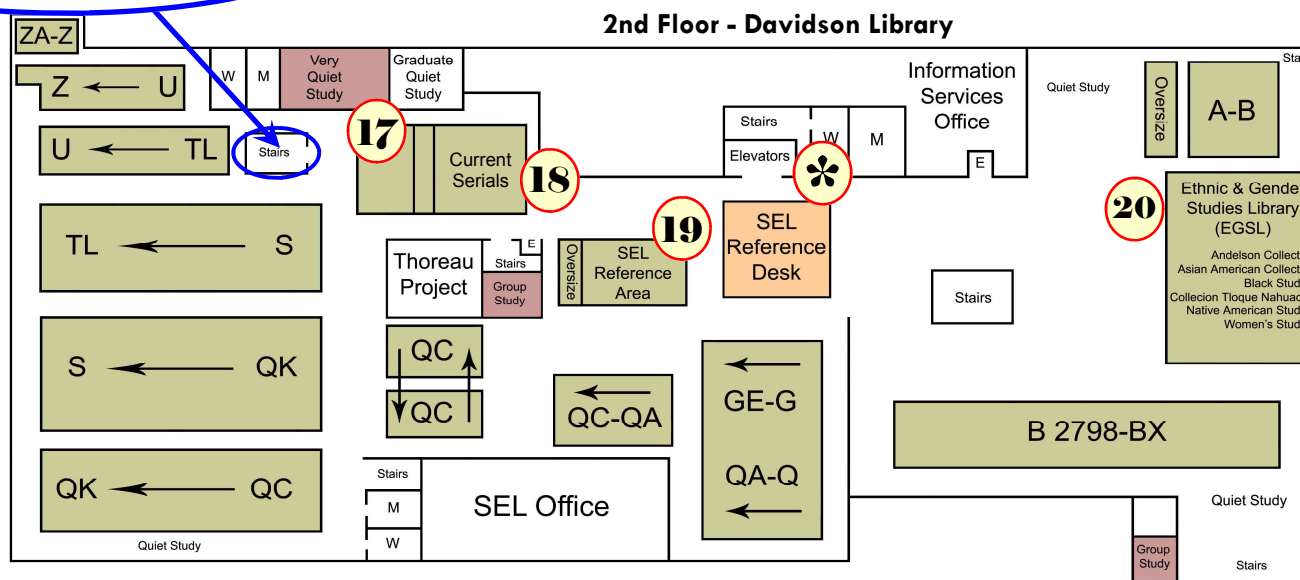

Graduate Quiet Study Room

Next to the Very Quiet Study Room, is a quiet study place for grad students.

18 Current Serials

Hot off the presses! Find the latest issues of scholarly journals and newspapers here.

Great study spaces! Students hang out, study, and work on group assignments in the **24-Hour Study Room** (bottom right), and on the **4th floor** (right).




19 Science-Engineering Library (SEL)

Need to know what pH and pKa mean? What is the scientific name for a frog? How can we clean up our beaches effectively? Come to Science-Engineering Library to find the answers to these questions and more.

If you need help, refer to one of the science reference books, research guide, or a science librarian.

*** Next Stop: 3rd floor**

Take the blue elevators up to the third floor. Walk halfway down the hall and stop at the Department of Special Collections.



20 Ethnic & Gender Studies Library (EGSL)

Learn about our similarities and differences. The Ethnic & Gender Studies Library holds six collections of published materials that details the history and cultures of Asian Americans, Blacks, Chicanos, Women, Native Americans, and Gay-Lesbian-Bisexual-and-Transgender People.